



Rajarshi Tandon Mahila Mahavidyalaya

Constituent College, University of Allahabad

राजर्षि टण्डन महिला महाविद्यालय

(संघटक इलाहाबाद विश्वविद्यालय, इलाहाबाद)


(संघटक इलाहाबाद विश्वविद्यालय, इलाहाबाद)

Guidelines on Fee Submissions

On this Page, enter your Enrollment Number in first field.

Registered Primary Mobile Number in Second Field, and then click on LOGIN Button.

If there is any mismatch of information, an error shall be displayed. In case you have entered the Enrollment Number or Mobile number incorrectly, you may correct it and re-try.



Login to your account

[? Guidelines on how to use the portal.](#)

Welcome to
Rajarshi Tandon Mahila Mahavidyalay
Allahabad

RTMMAlld Student's Portal

Step - 1 Student Dashboard

Click on Fee Payment button, to initiate your payment process.

The screenshot displays a student dashboard for Rajarshi Tandon Mahila Mahavidyalaya, Constituent College, University of Allahabad. The interface includes a dark sidebar with a 'Logout' button. The main content area features a student profile card with fields for Birthdate, Mobile, and Email (Update). To the right, a 'Dashboard' section contains three buttons: 'Student Information', 'SMS Log', and 'Fee Payment'. The 'Fee Payment' button is highlighted with a red 'New' badge. At the bottom, a footer note states: 'Designed and Developed by Cyber Networks © 2020 Rajarshi Tandon Mahila Mahavidyalaya Allahabad. All Rights Reserved.'

Step – 2 Form Submission

Upload attachments (Photo and Sign) in respective sizes, and Fill your Additional Information Then, Click on Submit Button.

https://www.rtmmlid.ac.in/portal/index.php?act=fee_payment

Rajarshi Tandon Mahila Mahavidyalaya
Constituent College, University of Allahabad

XXXXXXXX XXXXXXXX < Class BA-II

Dashboard
Fee Details
SMS Log
Student Info
Logout

XXXXXXXX XXXXXXXX
Birthdate: XX/XX/XXXX
Mobile: XXXXXXXXXX
Email: XXXXXXXXXX
Server Time: 09/10/20 08:52:50 [Back to Dashboard](#)

Registration & Fee Payment Form (2020-21)
BA-II

Step 1: Form Submission Step 2: Fee Payment Step 3: Receipt

Part 1 - Student Information

Enrollment No. XXXXXXX	Applicant's Full Name XXXXXXXX XXXXXXXXXX	 <input type="button" value="Browse..."/> No file selected. <small>Passport size photo of candidate against white background (Format - .jpg / .jpeg; Max Size 100KB).</small>
Fathers Name XXXXXXXX XXXXXXXXXX	Mothers Name XXXXXXXX XXXXXXXXXX	
DOB XX/XX/XXXX	Address XXXXXXXX XXXXXXXXXX	
Phone XXXXXXXXXXX	Category XXXXXXXX XXXXXXXXXX	

Part 2 - Additional Information

Email ID xyz@gmail.com	Aadhar No. XXXXXXXXXX	WhatsApp No. XXXXXXXXXX
---------------------------	--------------------------	----------------------------

Applicant's Signature

Signature

No file selected.
File size of signature should be less than 50kb in JPG format only.
Signature should be in black ink and clearly visible.

I declare that all the information given in form regarding applicant is true to the best of my knowledge and no fact has been concealed and if admitted candidate will behave in a disciplined way. She will not be indulged in any form of ragging.

Step - 3 Fee Payment

Choose your payment Mode.

Click on "Click here to Make Payment Now" button, in order to make your payment.

Registration & Fee Payment Form (2020-21)
BA-II

Data Saved Successfully

Step 1: Form Submission

➤

Step 2: Fee Payment

➤

Step 3: Receipt

Fee Submission

Course Fee	Rs. 1254/-
Practical Fee	Rs. 150/-
Total Payable Fees	Rs. 1404/-

Please Note: Payment processing fees as applicable by the bank may get added to your final amount that is charged to your card.
[Click here to view the bank fee transaction charges.](#) | [Click here to view the Fee Table.](#)

Payment Mode: Debit Card Other Modes of Payment (Netbanking / Credit Card)

➔ Click here to Make Payment Now.

Part 1 - Student Information

Enrollment No.
XXXXXXXXXX

Fathers Name
XXXXXXXXXX XXXXXXXX

DOB
XX/XX/XXXX


Phone
XX/XX/XXXX

Applicant's Full Name
XX/XX/XXXX XXXX

Mothers Name
XX/XX/XXXX XXXX

Address
XX/XX/XXXX XXXX XXXXX

Category
XX/XX/XXXX



Part 2 - Additional Information

Email ID
XX/XX/XXXX XXXX


Aadhar No.
XX/XX/XXXXXX

WhatsApp No.
XX/XX/XXXX

Part 3 - Subjects

✓ GEO ✓ ANC ✓ ELI

Applicant's Signature



✓ I declare that all the information given in form regarding applicant is true to the best of my knowledge and no fact has been concealed and if admitted candidate will behave in a disciplined way. She will not be indulged in any form of ragging.

Step - 4 Receipt

If your payment will Successful the transaction reference number will be generated, or if it fails an error shall be displayed.

Then, Click on "Click here to print receipt" button, in order to print/download your receipt .

Registration & Fee Payment Form (2020-21)
BA-II


Your Payment is Successful. Transaction Reference No. is :11341736

Step 1: Form Submission > Step 2: Fee Payment > Step 3: Receipt

Fee Payment Acknowledgement

Enrollment Number: T01	Payment Date: 09/10/20
Payment Status: PAID	Payment Transaction Number: 11341736
Click here to print receipt ←	Amount : Rs 1404/-

Part 1 - Student Information

Enrollment No. XXXXXXXXXX	Applicant's Full Name XX/XX/XXXX XXXX	
Fathers Name XXXXXXXXXXXX XXXXXXXX	Mothers Name XX/XX/XXXX XXXX	
DOB XX/XX/XXXX	Address XX/XX/XXXX XXXX XXXXX	
Phone XX/XX/XXXX	Category XX/XX/XXXX	


Part 2 - Additional Information

Email ID XX/XX/XXXX XXXX	Aadhar No. XX/XX/XXXXX	WhatsApp No. XX/XX/XXXX
-----------------------------	---------------------------	----------------------------

Part 3 - Subjects



✓ GEO ✓ ANC ✓ ELI

Applicant's Signature



✓ I declare that all the information given in form regarding applicant is true to the best of my knowledge and no fact has been concealed and if admitted candidate will behave in a disciplined way. She will not be indulged in any form of ragging.

Your Downloaded Receipt will look like this.

Rajarshi Tandon Mahila Mahavidyalaya		
Constituent College, University of Allahabad		
राजर्षि टण्डन महिला महाविद्यालय		
(संघटक इलाहाबाद विश्वविद्यालय, इलाहाबाद)		
UNIVERSITY OF ALLAHABAD, PRAYAGRAJ		
Registration & Fee Payment Receipt (2020-21)		
BA-II		
Receipt No: BA-II/0001		
Fee Payment Detail		
Payment Status: PAID	Payment Date: 09/10/20	
Payment Transaction Number: 11341736	Amount: Rs 1404/-	
Fee Breakup		
Heading	Amount	
Course Fee	Rs. 1254/-	
Practical Fees	Rs. 150/-	
Total Payable Fees	Rs. 1404/-	
Student Information		
Enrollment No.: T01	Student's Full Name: .XXXXXXXXXXXX	
Class: BA-II	Phone: .XXXXXXXXXX	
Father Name: .XXXXXXXXXXXX	Mother Name: .XXXXXXXXXXXX	
DOB: 12/11/2000	Address: .XXXXXXXXXXXX	
		
Additional Information		
Email: .XXXXXXXXXXXX	WhatsApp No.: .XXXXXXXXXX	
Aadhar No.: .XXXXXXXXXXXX	Category: General	
Subjects		
<input checked="" type="checkbox"/> GEO	<input checked="" type="checkbox"/> ANC	<input checked="" type="checkbox"/> ELI
		
<input checked="" type="checkbox"/> I declare that all the information given in form regarding applicant is true to the best of my knowledge and no fact has been concealed and if admitted candidate will behave in a disciplined way. She will not be indulged in any form of ragging.		